





ON-FARM HOLDING BINS



BROCK Quality Means Secure Storage, More For Your Money***More Features
Provide You
With Added Value***

Whether your needs include wet holding bins, seed storage bins, overhead gravity-flow tanks, blending tanks or a bin for tempering your grain after drying, Brock's hopper-bottom bins are the bins of choice for today's modern grain producer. Some of the features you get with BROCK® Bins include:

- More models and choices – from 9 feet (2.7 meters) in diameter to a 21-foot (6.4-meter) diameter hopper-bottom holding bin with a maximum storage capacity of nearly 7,800 bushels (259 cubic meters).
- Sturdy gravity-flow hopper bottom aids the unloading of many types of wet or dry whole kernel grains.
- A wide variety of optional Brock components (side-wall ladders and ladder security doors, hopper access doors, roof vents, ventilation fans, and others) is available.
- Brock's one-year warranty for on-farm wet-holding bins – see Brock's full written warranty for complete warranty details.
- Grain system planning assistance.



Sturdy "X" bracing between legs gives additional bin strength. Bracing is simple to assemble and offers access to the boot.



Bin legs are formed from all-galvanized steel for superior fit, durability and strength.



Brock's HYDROSHIELD® Weather Guard directs moisture to drip off the bin's sidewall and keeps it off the bin's hopper and boot.




Side ladders allow plenty of space between rungs and bin wall for a secure footing.

BROCK Quality Accessories



High strength Grade #8.2 bin assembly bolts are available with either the JS-1000™ rust-resistant coating or rust-proof polypropylene-encapsulated head.


JS-1000 is not owned or licensed by CTB and is the sole property of its respective owner.



A grain bin-style roof with a higher load rating is standard on larger diameter hopper bin models; economical hopper bin-style roof is standard for smaller models.



Gravity roof ventilators provide free air movement into the bin. Elbow-style (shown) and round mushroom-style vents are available.




Patented BROCK® Eave-Vent System provides more total bin ventilation and eliminates the need for roof cuts.



BROCK® field-proven GUARDIAN® Series Fans are designed for maximum in-bin aeration efficiency.



Brock's ACCESS PLUS® Hopper Access Door gives easy access to the interior of the holding bin.



Available options include a variety of components for bin boots and auger systems.



The hopper's discharge opening may be equipped with heavy-duty rack and pinion or roller-style unloading gates.



Optional Sidewall Ladders, as well as safety cages and rest platforms, are designed to meet or exceed relevant OSHA standards when installed properly.

U N M A T C H E D C H O I C E S

More Models To Meet Your Needs

This is a sampling of the many holding bin sizes Brock offers.

DIAMETER FEET METERS	MODEL NUMBER	HOPPER ANGLE	MAXIMUM CAPACITY*		FILL HEIGHT	
			BUSHELS	M ³	FT. / IN.	METERS
9 FT. 2.7 M	45-00931	45	259	9	11' - 10"	3.61
	45-00932	45	401	13	14' - 6"	4.42
	45-00933	45	543	18	17' - 2"	5.23
	45-00934	45	685	23	19' - 10"	6.05
	45-00935	45	828	28	22' - 6"	6.86
	45-00936	45	970	32	25' - 2"	7.67
	45-00937	45	1112	37	27' - 10"	8.48
	45-00938	45	1254	42	30' - 6"	9.30
	45-00939	45	1396	46	33' - 2"	10.11
	45-009310	45	1539	51	35' - 10"	10.92
12 FT. 3.7 M	45-009311	45	1681	56	38' - 6"	11.74
	45-01231	45	674	22	14' - 2"	4.32
	45-01232	45	927	31	16' - 10"	5.13
	45-01233	45	1180	39	19' - 6"	5.94
	45-01234	45	1433	48	22' - 2"	6.76
	45-01235	45	1686	56	24' - 10"	7.57
	45-01236	45	1939	64	27' - 6"	8.38
	45-01237	45	2193	73	30' - 2"	9.19
	45-01238	45	2446	81	32' - 10"	10.01
	45-01239	45	2699	90	35' - 6"	10.82
12 FT. 3.7 M	45-012310	45	2952	98	38' - 2"	11.63
	45-012311	45	3205	107	40' - 10"	12.45
	45-01201	60	532	18	19' - 5"	5.92
	45-01202	60	785	26	22' - 1"	6.73
	45-01203	60	1038	35	24' - 9"	7.54
	45-01204	60	1291	43	27' - 5"	8.36
	45-01205	60	1544	51	30' - 1"	9.17
	45-01206	60	1798	60	32' - 9"	9.98
	45-01207	60	2051	68	35' - 5"	10.80
	45-01208	60	2304	77	38' - 1"	11.61
15 FT. 4.6 M	45-01209	60	2557	85	40' - 9"	12.42
	45-012010	60	2810	93	43' - 5"	13.23
	45-012011	60	3063	102	46' - 1"	14.05
	45-01532	45	1341	45	19' - 2"	5.84
	45-01533	45	1737	58	21' - 10"	6.65
	45-01534	45	2133	71	24' - 6"	7.47
	45-01535	45	2529	84	27' - 2"	8.28
	45-01536	45	2925	97	29' - 10"	9.09
	45-01537	45	3321	110	32' - 6"	9.91
	45-01538	45	3716	124	35' - 2"	10.72
15 FT. 4.6 M	45-01539	45	4112	137	37' - 10"	11.53
	45-01502	60	1609	53	25' - 10"	7.87
	45-01503	60	2005	67	28' - 6"	8.69
	45-01504	60	2400	80	31' - 2"	9.50
	45-01505	60	2796	93	33' - 10"	10.31
	45-01506	60	3192	106	36' - 6"	11.13
	45-01507	60	3588	119	39' - 2"	11.94
	45-01508	60	3984	132	41' - 10"	12.75

DIAMETER FEET METERS	MODEL NUMBER	HOPPER ANGLE	MAXIMUM CAPACITY*		FILL HEIGHT	
			BUSHELS	M ³	FT. / IN.	METERS
18 FT. 5.5 M	45-01832	45	2092	70	21' - 7"	6.58
	45-01833	45	2662	89	24' - 3"	7.39
	45-01834	45	3233	107	26' - 11"	8.20
	45-01835	45	3803	126	29' - 7"	9.02
	45-01836	45	4373	145	32' - 3"	9.83
	45-01837	45	4944	164	34' - 11"	10.64
	45-01838	45	5514	183	37' - 7"	11.46
	45-01839	45	6085	202	40' - 3"	12.27
21 FT. 6.4 M	45-02132	45	3072	102	24' - 0"	7.32
	45-02133	45	3849	128	26' - 8"	8.13
	45-02134	45	4625	154	29' - 4"	8.94
	45-02135	45	5402	180	32' - 0"	9.75
	45-02136	45	6179	205	34' - 8"	10.57
	45-02137	45	6955	231	37' - 4"	11.38
	45-02138	45	7732	257	40' - 0"	12.19

*Maximum Capacity for a bin allows for grain to be at the normal (28-degree) angle of repose, starting one inch (25 mm) below the eave. The grain capacities listed are based on ASAE Standard: ASAE S413, with a compaction factor of 6%. Standard and optional holding bin roof styles are available as follows:

On-Farm Holding Bin Roof Style	Roof Peak Capacity Rating	Standard Roof Style for Bin Diameters	Optional Roof Style for Bin Diameters
Feed Bin Roof	500 to 1,000 lbs (225-450 kg)	9 to 15 feet (2.7-4.6 m)	
3-Panel Ribbed Roof	1,000 lbs (450 kg)	18 to 21 feet (5.5-6.4 m)	12 to 15 feet (3.7-4.6 m)
4-Panel Ribbed Roof	4,000 lbs (1,800 kg)		15 to 21 feet (4.6-6.4 m)

Roof peak capacity ratings are based on ground snow loads of 40 pounds per square foot (195 kg per square meter). Bins are designed to meet code requirements for 90 mph (145 km/h) wind zones and seismic zone 1. In the pursuit of LEADERSHIP THROUGH INNOVATION®, we reserve the right to change specifications without prior notice.

NOTE: Hopper-bottom bins and silos are designed for the storage of free-flowing materials only. Soybean meal, meat scraps, and many other materials are NOT considered free-flowing and must use approved unloading equipment. Call Brock Grain Systems for approved unloading equipment. Any questions regarding the flowability of different materials should be directed to the material manufacturer. Because you will customize your grain storage system to your unique needs, not all potentially dangerous or harmful situations can be identified by Brock Grain Systems at the time the bin components and accessories are manufactured. Therefore, it is essential that you think safety first and pay close attention to all possible hazards within your storage systems.

Need More Capacity? Ask About Brock's Commercial Hopper-Bottom Bins In Diameters From 15 To 36 Feet (4.6 To 11 M).



Brock Grain Systems
A Division of CTB, Inc.

Milford, IN • Kansas City, MO • Frankfort, IN
Phone: 574.658.4191 or +1.574.658.9323 (International)
Internet: www.brockgrain.com or www.ctbworld.com
E-mail: brock@brockgrain.com